

Features

- Multiturn / Wirewound / Sealed
- Listed on the QPL for style RT22 per MIL-R-27208 and RTR22 per High-Rel MIL-R-39015
- Panel mount option available
- RoHS compliant*

- For trimmer applications/processing guidelines, [click here](#)

3250 - 1/2" Square Trimpot® Trimming Potentiometer

Electrical Characteristics

Standard Resistance Range	10 to 50K ohms
	(see standard resistance table)
Resistance Tolerance	±5 % std.
	(tighter tolerance available)
Absolute Minimum Resistance	0.1 % or 1 ohm max.
	(whichever is greater)
Noise	100 ohms ENR max.
Resolution	See Resistance Table
Insulation Resistance	500 vdc.
	1,000 megohms min.
Dielectric Strength	
Sea Level	1,000 vac
80,000 Feet	400 vac
Adjustment Travel	25 turns nom.

Environmental Characteristics

Power Rating @ 85 °C	1.0 watt
Power Rating @ 150 °C	0 watt
Temperature Range	-65 °C to +150 °C
Temperature Coefficient	±50 ppm/°C
Seal Test	85 °C Fluorinert†
	(pin styles only)
Humidity	MIL-STD-202 Method 106
	(2 % ΔTR; 100 Megohms IR)
Vibration	30 G
	(1 % ΔTR; 0.5 % + resolution ΔVR)
Shock	100 G
	(1 % ΔTR; 0.5 % + resolution ΔVR)
Load Life	
	1,000 hours 1.0 watt @ 85 °C
	(2 % ΔTR; 500 ohms ENR)
Rotational Life	200 cycles
	(2 % ΔTR; 500 ohms ENR)

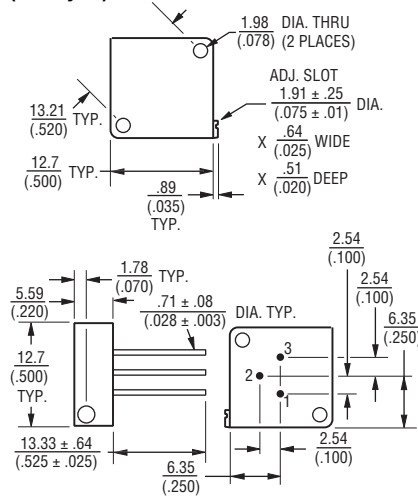
Physical Characteristics

Torque	5.0 oz-in. max.
Mechanical Stops	Wiper idles
Terminals	Solderable printed circuit pins
	Flexible leads (7 strands of 30 AWG)
Weight	0.06 oz.
Machine Screw Mounting	
Torque	12 oz-in. max.
Marking	Manufacturer's trademark,
	resistance code, terminal numbers,
	date code, manufacturer's model
	number and style
Wiper	50 % (Actual TR) ±10 %
Flammability	U.L. 94V-0
Standard Packaging	
P&W Styles	25 pcs. per tube
L Style	25 pcs. per bag
Adjustment Tool	H-90

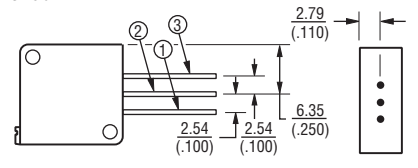
Product Dimensions

3250P

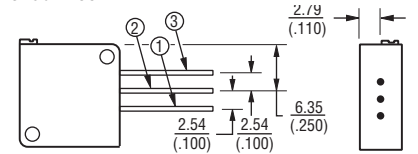
Common Dimensions (Pin Styles)



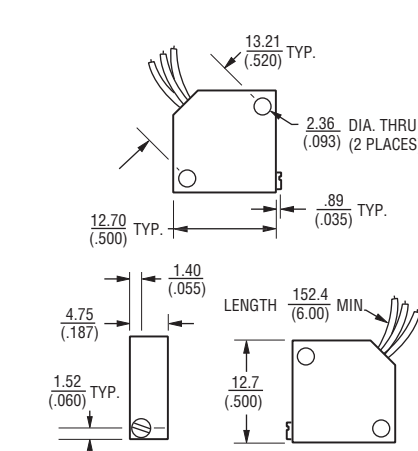
3250W



3250W-66



3250L



How To Order

3250 L - 1 - 103 M

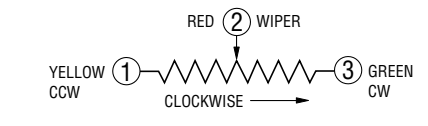
Model	3250
Style	L
Standard or Modified	-1
Product Indicator	-1 = Standard Product
Resistance Code	103
Optional Suffix Letter	M
	M = Panel Mount - Factory Installed (Only Available for L, W & X Terminal Styles)

Consult factory for other available options.

Standard Resistance Table

Resistance (Ohms)	Resistance Code	Nominal Resolution (Percent)
10	100	1.30
20	200	1.00
50	500	0.80
100	101	0.90
200	201	0.70
500	501	0.60
1,000	102	0.40
2,000	202	0.30
5,000	502	0.25
10,000	103	0.19
20,000	203	0.16
25,000	253	0.14
50,000	503	0.13

Popular values listed in boldface. Special resistances available.



DIMENSIONS:	MM (INCHES)
TOLERANCES:	± 0.25 (.010) EXCEPT WHERE NOTED

REV. 04/15

*RoHS Directive 2002/95/EC Jan. 27, 2003 including annex and RoHS Recast 2011/65/EU June 8, 2011. "Trimpot" is a registered trademark of Bourns, Inc. †"Fluorinert" is a registered trademark of 3M Co. Specifications are subject to change without notice. The device characteristics and parameters in this data sheet can and do vary in different applications and actual device performance may vary over time. Users should verify actual device performance in their specific applications.