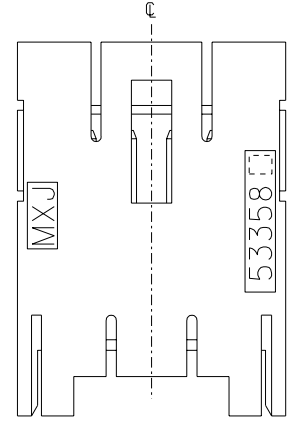
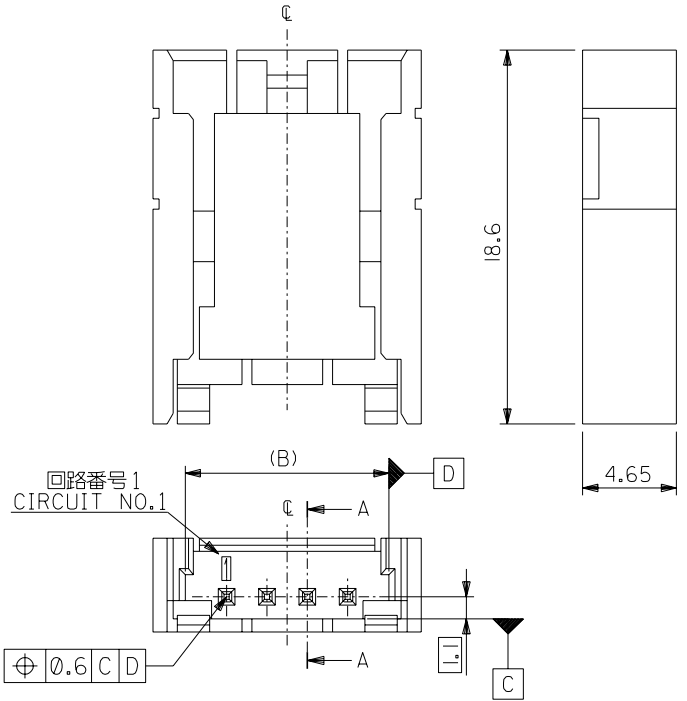
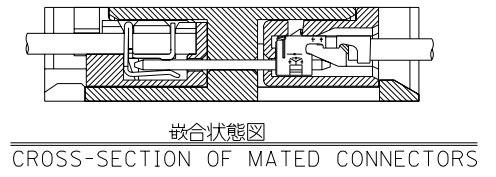
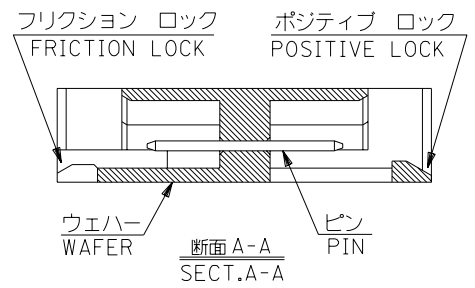
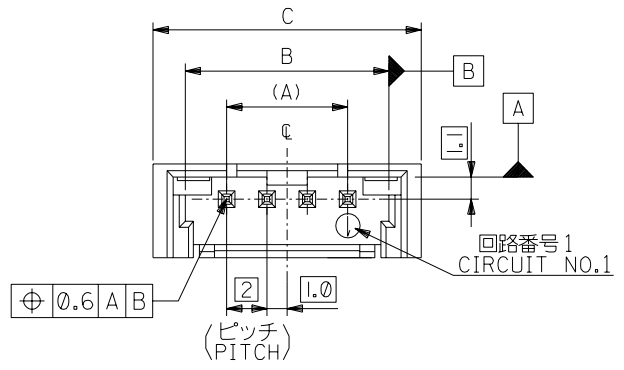


DWG. NO. SD-53358-002



注記 NOTES

- 材料 MATERIALS  
 ウェハー : ガラス15%入りPBT、UL94V-0  
 WAFER : G.F.15% PBT, UL94V-0  
 ピン : 黄銅、スズメッキ (φ0.5)  
 PIN : BRASS, TIN PLATE (0.5 SQUARE)
- 適合圧着ハウジング : 51090-\*\*\*00  
 MATING CRIMP RECEPTACLE HOUSING : 51090-\*\*\*00
- 適合圧接ハウジング : 52484-\*\*\*1\*  
 MATING IDT RECEPTACLE HOUSING : 52484-\*\*\*1\*
- 本図は、4極を示す。  
 4 CIRCUIT VERSION IS SHOWN IN THIS DRAWING.
- 色 COLOR  
 53358-\*\*\*50: 自然色 (WHITE)  
 53358-\*\*\*52: 赤色 (RED)  
 53358-\*\*\*53: 黄色 (YELLOW)  
 53358-\*\*\*54: 青色 (BLUE)

無鉛 LEAD FREE

13.3	10.1	6	53358-045*	4
11.3	8.1	4	53358-035*	3
9.3	6.1	2	53358-025*	2
C	B	A	ENG. NO.	CKT.

DO NOT SCALE DRAWING

164 NO. DRWN: CH'K: APPR: 163 NO. DRWN: CH'K: APPR: 162 NO. DRWN: CH'K: APPR: 161 NO. DRWN: CH'K: APPR: RELEASED 160 NO. J2003-1394 DRWN: S.SHIBATA '02/11/21 CH'K: T.KANEKO '02/11/21 APPR: YO.IITO '02/11/21	MATERIAL 材料 FINISH 仕上げ WIRE RANGE 適用層線範囲 INS. RANGE 被覆外径	GENERAL TOLERANCES: (UNLESS SPECIFIED) 一般公差 10 UNDER 未満 ±0.2 10 OVER 30 UNDER 以上 未満 ±0.25 30 OVER 以上 ±0.3 ANGLE 角度 ±3°	SCALE 1:1 DESIGN UNITS 1mm 0.5mm 0.25mm 0.1mm DRAWN BY & DATE S.Shibata '02/11/21 CHECKED BY & DATE Y.Ito '02/11/21 APPROVED BY & DATE Y.Ito '02/11/21 CAD FILENAME SD-53358-002.DGN	DIMENSIONS: 20° 30° 45° 60° 75° 90° 105° 120° 135° 150° 165° 180° <input type="checkbox"/> mm <input type="checkbox"/> INCH <input checked="" type="checkbox"/> mm ONLY SHT 1 OF 1 REV B DIMENSIONS: 20° 30° 45° 60° 75° 90° 105° 120° 135° 150° 165° 180° <input type="checkbox"/> mm <input type="checkbox"/> INCH <input checked="" type="checkbox"/> mm ONLY SHT 1 OF 1 REV B	TITLE: 2.0 WIRE TO WIRE CONN. WAFER ASS'Y MOLEX MOLEX INCORPORATED MATERIAL NO. SEE CHART DRAWING NO. SD-53358-002 SIZE B