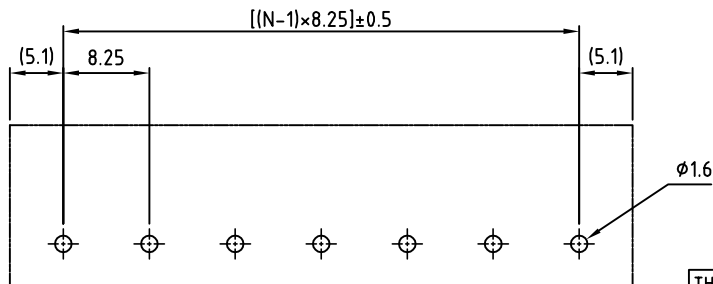
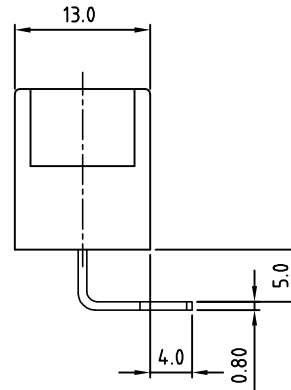
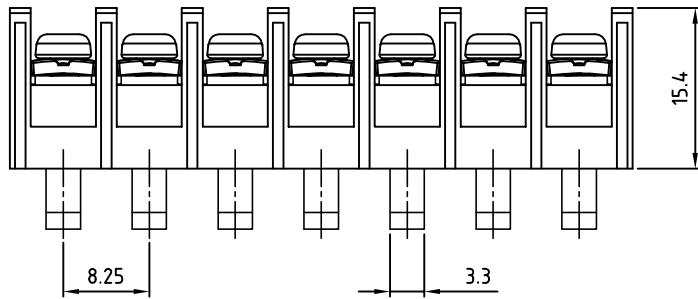


N=Number of poles



P.C.B LAYOUT

SIGN	DATE	DESCRIPTION	APPROVER
THIS IS CAD DRAWING, DO NOT REVISE MANUALLY!!!			

SPECIFICATIONS

VOLTAGE & CURRENT:	300 V, 20 A
WITHSTANDING VOLTAGE:	AC 2000 V/Min
INSULATION RESISTANCE:	1000 MΩ OR MORE AT DC 500 V
TEMPERATURE RANGE:	-40 °C ~ +105 °C
SCREW TORQUE VALUE:	7 Lb-in.
WIRE RANGE:	22 - 12 AWG
1) MOLDED PARTS:	THERMOPLASTIC, UL 94 V-0 BLACK
2) TERMINAL:	BRASS, 0.8t, Tin PLATED
3) TERMINAL SCREWS:	STEEL, Ni PLATED, M3

APPROVAL: us

RoHS Compliant

PART NUMBER:

OSTYK401XX030

- NO. OF POLES
- 02: 2 POLES
 - 03: 3 POLES
 - 04: 4 POLES
 - ⋮
 - 30: 30 POLES

THESE DRAWINGS AND SPECIFICATIONS ARE THE PROPERTY OF ON-SHORE TECHNOLOGY, INC. AND SHALL NOT BE REPRODUCED, COPIED OR USED IN ANY MANNER WITHOUT THE PRIOR WRITTEN CONSENT OF ON-SHORE TECHNOLOGY, INC.



TITLE		OSTYK-401 W/O Flange & W/O Cover Series				
PART NO.	OSTYK401XX030	DWG NO.	OSTYK401XX030.DWG			
APPROVED	CHECKED	DESIGNED	DRAWN	CUST NO.	Tolerance	
Shi Jun 2007.07.18	Seamus 2007.07.18	LUCY 2007.7.18	LUCY 2007.7.18		X. ±0.50 X.X ±0.30 X.XX ±0.10 X° ±1°	
SHEET: 01/01				UNIT: mm	SCALE: NONE	
				REV.: B		