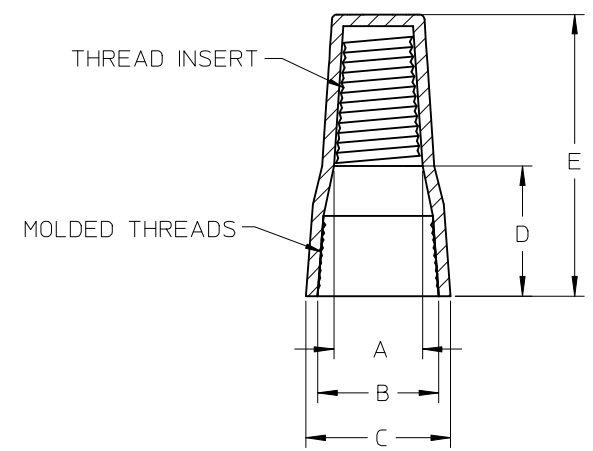
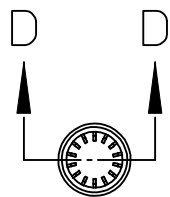
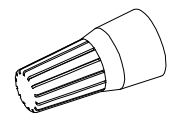


MATERIAL NUMBER	ENGINEERING NUMBER	COLOR	WIRE RANGE	WIRE RANGE MIN.	WIRE RANGE MAX.	VOLTAGE MAX.	DIM A	DIM B	DIM C	DIM D	DIM E
191600039	TL-G	GREY	22-14	2#22	1#14 & 1#20	300	.15/3.8	.26/6.6	.34/8.6	.23/5.8	.60/15.2
191600040	TL-B	BLUE	22-14	2#22	3#16	300	.16/4.1	.28/7.1	.39/9.9	.23/5.8	.69/17.5
191600041	TL-O	ORANGE	22-14	1#18 & 1#20	4#16 & 1#20	600*	.20/5.1	.39/9.9	.48/12.2	.31/7.9	.87/22.1
191600042	TL-Y	YELLOW	22-10	3#20	1#10 & 2#14 & 1#16	600*	.24/6.1	.44/11.2	.55/13.97	.31/7.9	.95/24.1
191600043	TL-R	RED	22-8	3#18	3#10	600*	.30/7.6	.51/12.9	.65/16.5	.36/9.1	1.04/26.4



SECTION D-D
SCALE 2:1

REF NOTES:

- 1.) WORKING TEMP. 105°C
- 2.) HOUSING MATERIAL: UL 94V-2
FLAME RETARDANT THERMOPLASTIC
- 3.) * = 1000V MAX. IN LIGHTING FIXTURES AND SIGNS.
- 4.) MOLEX UL FILE NO.: E32244
- 5.) MOLEX CSA FILE NO.: 700095

CHANGED TITLE EC NO: IPG2015-1469 DRWN:GROJAS01 2015/02/18 CHKD:JMACNEIL 2015/02/18 APPR:JMACNEIL 2015/03/06	QUALITY SYMBOLS ▽ -0 ∇ -0	GENERAL TOLERANCES (UNLESS SPECIFIED)		SCALE 1:1	DESIGN UNITS INCH	THIRD ANGLE PROJECTION	REVISE ON CAD ONLY	
		mm	INCH	DIMENSION STYLE IN/MM				
		4 PLACES ± --- ± ---	3 PLACES ± --- ± ---	DRAWN BY B.RUPERT	DATE 11/07/03	TITLE TWIST LOCK SPLICE SCREW-ON TYPE (B1)		
		2 PLACES ± --- ± .02	1 PLACE ± 0.5 ± ---	CHECKED BY J.PAWLIC	DATE 11/08/03			
ANGULAR ± 1°		DRAFT WHERE APPLICABLE MUST REMAIN WITHIN DIMENSIONS		APPROVED BY R.DERROSS	DATE 11/09/03	MATERIAL NO. SEE CHART	DOCUMENT NO. SD-19160-005	SHEET NO. 1 OF 1

THIS DRAWING CONTAINS INFORMATION THAT IS PROPRIETARY TO MOLEX INCORPORATED AND SHOULD NOT BE USED WITHOUT WRITTEN PERMISSION