

Features

- Excellent Rejection
- Low Loss
- Excellent Return Loss


Description

Rugged mount, silver (Ag) coated ceramic filter. Developed for use in TCAS applications.

Weight: 72.7 grams typical

Material: Filter is composed of a ceramic block plated with Ag.

Filter complies with RoHS standards.



Electrical Specifications

Parameter	Frequency (MHz)	Typical @ 25°C	Spec. @ 25°C
Passband Insertion Loss	1033-1036	0.8 dB	2.0 dB max
Passband Return Loss	1033-1036	20.7 dB	12.0 dB min
Attenuation	835	70.0 dB	51.0 dB min
Attenuation	915	65.8 dB	46.0 dB min
Attenuation	975	49.8 dB	32.0 dB min
Attenuation	1005	31.6 dB	20.0 dB min
Attenuation	1013	23.0 dB	7.0 dB min
Attenuation	1056	22.5 dB	7.0 dB min
Attenuation	1064	30.5 dB	20.0 dB min
Attenuation	1094	47.0 dB	32.0 dB min
Attenuation	1154	60.4 dB	46.0 dB min
Attenuation	1234	60.7 dB	51.0 dB min
Power Rating			5W
Impedance			50 Ω

Note: Supplier shall test each filter to the critical electrical specifications of the above table. Any subsequent audits may deviate from in value due to measurement repeatability among different test systems. Such deviations shall not exceed the following limits:

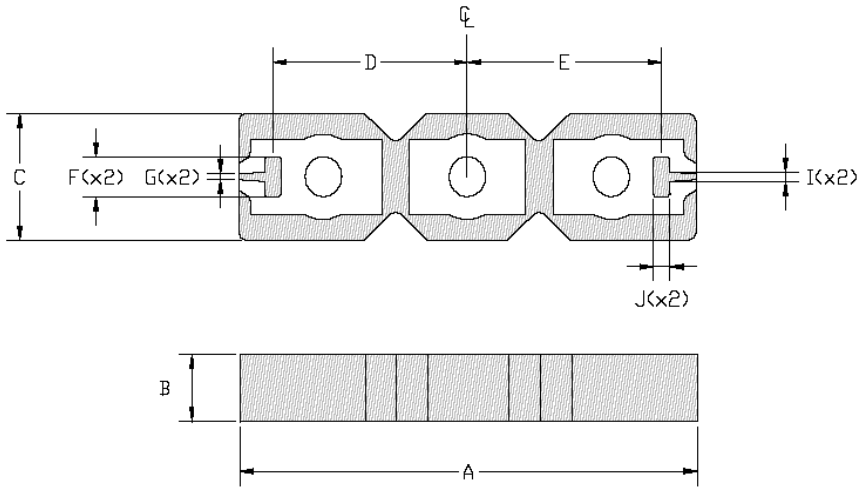
Specification Allowance	
Insertion Loss	0.1 dB
Return Loss	1.0 dB
Stopbands	1.0 dB

*This product is covered by one or more of the following U.S. and foreign patents including: US 4,692,726;US 4,742,562; US 4,800,348;US 4,829,274;US 5,146,193;EP 0573597;DE 0573597;FR 0573597;JP 508149/92;KR 142171;US 5,162,760;US 5,218,329;US 5,250,916;US 5,327,109;US 5,488,335;CA 2114029;FR 9306297;GB 2273393;JP 3205337;KR 115113;CN 93106228.4;US 5,512,866;EP 0706719;DE 0706719;FR 0706719;GB 0706719;CN 95190359.4;US 5,602,518;US 5,721,520;US 5,745,018;EP 0910875;DE 0910875;DK 0910875;FR 0910875;GB 0910875;IE 0910875;JP 505182/98;KR 10-323013;US 5,994,978;US 6,462,629;CN 00810420.4;US 6,559,735;US 6,650,202;US 6,834,429. Other US and foreign patents pending.

CTS Corporation 2006 reserves all copyrights in the layout, design and configuration of the patterns on this product.

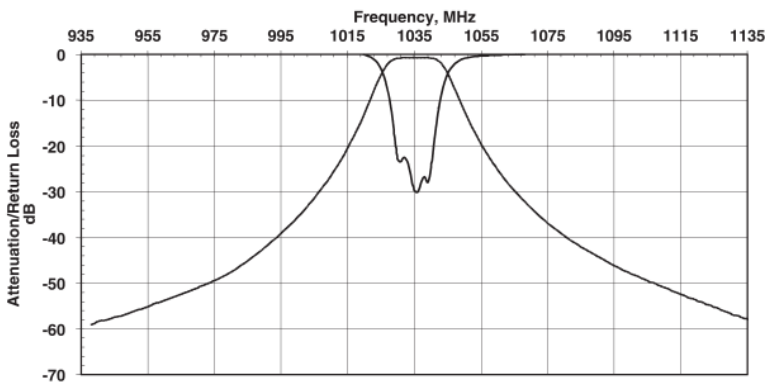
Mechanical Drawing

Rev 0 – Origin Date: July 11, 2005 – Revision Date: July 11, 2005

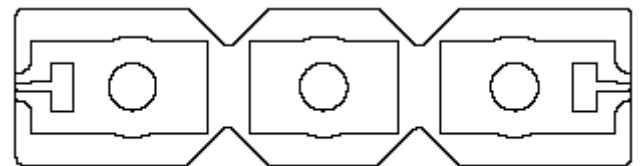


Dim	Nominal (mm)	Tolerance (mm) +/- or max
A	81.7	max
B	11.7	max
C	20.9	max
D	34.29	0.127
E	34.29	0.127
F	6.35	0.127
G	0.889	0.127
I	1.524	0.127
J	3.048	0.254

Electrical response



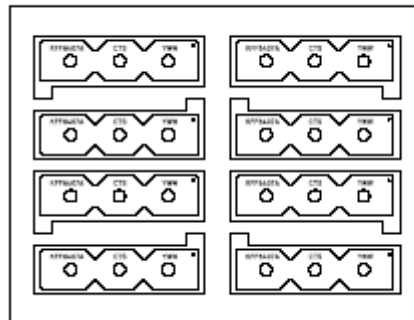
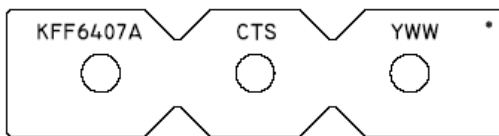
PCB Layout



MOUNTING VARIES BY INDIVIDUAL CUSTOMER.

Packaging and Marking

This product is shipped in pre-formed foam trays.



5 8 Slot Foam Trays
(40 max per box)