

SYSMAC CS-series MECHATROLINK-II-compatible Position Control Units

CS1W-NC□71

CSM_CS1W-NC_71_DS_E_7_4

Decrease TCO with Simple Operation, Reduced Wiring, Batch Settings, and Batch Management

- Control Servos for up to 16 axes in a motion network with one Position Control Unit that supports MECHATROLINK-II *
- * MECHATROLINK-II is a registered trademark of the MECHATROLINK Members Association.

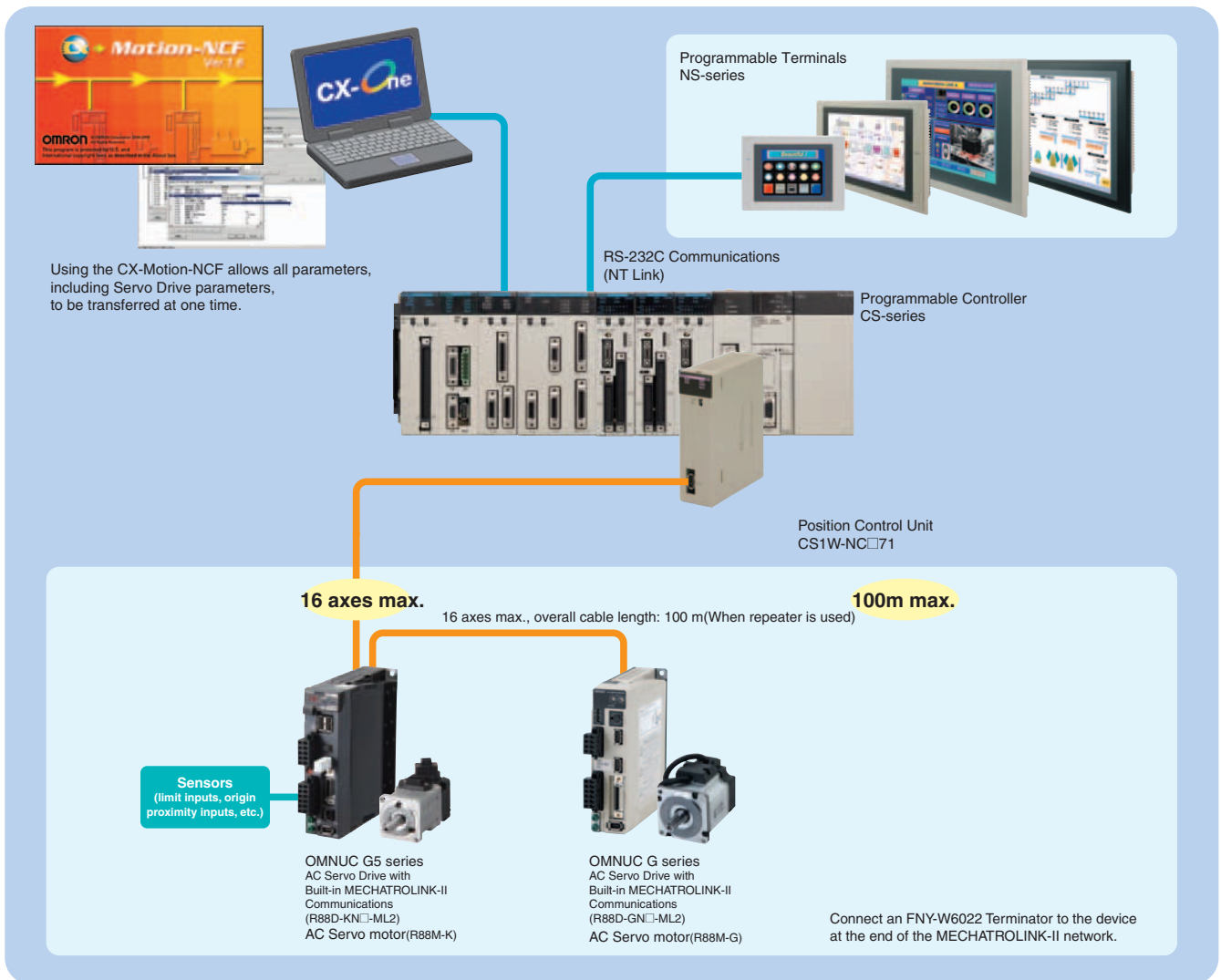


CS1W-NCF71

Features

- **Even Smaller**
Positioning of up to 16 axes can be controlled with a body the size of one CS-series Unit. The compact body provides a perfect fit to meet the need for downsizing of equipment for multi-axis control.
- **Single-cable Connection with Flexible Wiring Placement**
With MECHATROLINK-II, connecting to the Servo Drive is easy. Just use a single cable (2-core shielded twisted-pair cable). Reduced wiring, with a total cable length of 50 m (or 30 m for 16 axes), allows more freedom in constructing systems.
- **Less Time Spent on Startup and Maintenance**
Servo parameters can be set from the PLC. This means that settings and adjustments can be performed from one location rather than having to connect to each Servo Drive separately.
- **Simple Expansion**
An easily expandable system can be constructed that is just as efficient now with a few axes or later with up to 16 axes.
- **Linked Operation of Multiple Axes with MA Functionality**
The addition of an Interpolation Compensation Axis Stop Mode Setting and Interaxial Allowance Deviation Setting to linear interpolation compensation enables easier setting of linked operation between axes.

System Configuration




Ordering Information

International Standards

- The standards are abbreviated as follows: U: UL, U1: UL(Class I Division 2 Products for Hazardous Locations), C: CSA, UC: cULus, UC1: cULus (Class I Division 2 Products for Hazardous Locations), CU: cUL, N: NK, L: Lloyd, and CE: EC Directives.
- Contact your OMRON representative for further details and applicable conditions for these standards.

CS-series Units

Unit type	Product name	Specifications		No. of unit numbers allocated	Current consumption (A)		Model	Standards
		Control output interface	No. of axes		5 V	26 V		
CS1 CPU Bus Units	MECHATROLINK-II-compatible Position Control Units 	Control commands executed by MECHATROLINK-II synchronous communications. Direct operation by ladder programming. Control mode: Position control, speed control, or torque control	2	1	0.36	-	CS1W-NC271	UC1, CE
			4				CS1W-NC471	
			16				CS1W-NCF71	

Support Software

Product name	Specifications	Number of licenses	Media	Model	Standards
FA Integrated Tool Package CX-One Ver. 4.□	<p>The CX-One is a comprehensive software package that integrates Support Software for OMRON PLCs and components. CX-One runs on the following OS.</p> <p>OS: Windows XP (Service Pack 3 or higher, 32-bit version) / Windows Vista (32-bit/64-bit version) / Windows 7 (32-bit/64-bit version) / Windows 8 (32-bit/64-bit version) / Windows 8.1 (32-bit/64-bit version) / Windows 10 (32-bit/64-bit version)</p> <p>CX-One Ver. 4.□ includes CX-Motion-NCF Ver. 1.□. For details, refer to the CX-One catalog (Cat. No. R134).</p>	1 license *	DVD	CXONE-AL01D-V4	-

* Multi licenses (3, 10, 30, or 50 licenses) and DVD media without licenses are also available for the CX-One.

MECHATROLINK-related Devices and Cables (Manufactured by Yaskawa Corporation)

Name		OMRON model number	Yaskawa model number
MECHATROLINK-II Cables (with ring core and USB connector on both ends)	0.5 m	FNY-W6003-A5	JEPMC-W6003-A5
	1.0 m	FNY-W6003-01	JEPMC-W6003-01
	3.0 m	FNY-W6003-03	JEPMC-W6003-03
	5.0 m	FNY-W6003-05	JEPMC-W6003-05
	10.0 m	FNY-W6003-10	JEPMC-W6003-10
	20.0 m	FNY-W6003-20	JEPMC-W6003-20
	30.0 m	FNY-W6003-30	JEPMC-W6003-30
MECHATROLINK-II Terminating Resistor	Terminating resistance	FNY-W6022	JEPMC-W6022
MECHATROLINK-II Repeater	Communications Repeater	---	JEPMC-REP2000-E

Note: MECHATROLINK-related Devices and Cables are manufactured by Yaskawa Corporation, but they can be ordered directly from OMRON using the OMRON model numbers. (Yaskawa-brand products will be delivered even when they are ordered from OMRON.)

Accessories

None

Mountable Racks

Model	CS1 system			CS1D system	
	CPU Rack	Expansion Backplane	Long-distance Expansion Rack	CPU Rack	Expansion Backplane
CS1W-NC□71	16 Units max. (per CPU Unit)			16 Units max (per CPU Unit)	

Specifications

General Specifications

Item	Specifications
Model	CS1W-NC271/471/F71
Internal current consumption	360 mA max. at 5 V DC
Dimensions	130 × 35 × 101 mm (W × H × D)
Weight	188 g max.
Ambient operating temperature	0 to 55°C
Approved standards	CE, cULus, and C-tick

Specifications not listed above conform to general CS Series specifications.

Functions and Specifications

Item	Specifications
Unit classification	CPU Bus Unit
Applicable PLCs	CS Series
Possible unit number settings	0 to F
I/O allocations	Common Operating Memory Area
	Axis Operating Memory Area
Compatible devices	Words allocated in CPU Bus Unit Area: 25 words (15 output words, 10 input words)
Control method	Allocated in one of the following areas (user-specified): CIO, Work, Auxiliary, Holding, DM, or EM Area. Number of words allocated: 50 words (25 output words, 25 input words) × Highest axis No. used
Control method	• OMRON G5-series Servo Drives (Built-in MECHATROLINK-II communications) • OMRON G-series Servo Drives (Built-in MECHATROLINK-II communications)
Control method	Control commands executed using MECHATROLINK-II synchronous communications.
Maximum number of controlled axes	CS1W-NC271: 2 axes, CS1W-NC471: 4 axes, CS1W-NCF71: 16 axes
Control units	Position command unit
	Speed command unit for position control
	Acceleration/deceleration speeds for position control
	Speed command unit for speed control
	Torque command unit for torque control
Control command range	Position command range
	Speed command range for position control
	Acceleration/deceleration speeds for position control
	Speed command range for speed control
	Torque command range for torque control
Control functions	Servo lock/unlock
	Position control
	Origin determination
	Jogging
	Interrupt feeding
	Speed control
	Torque control
	Stop functions

Item		Specifications
Auxiliary functions	Acceleration/deceleration curves	Sets one of the following: a trapezoidal (linear) curve, an exponential curve, or an S-curve (moving average).
	Torque limit	Restricts the output torque during axis operation.
	Override	Multiplies the axis command speed by a specified ratio. Override: 0.01% to 327.67%
	Servo parameter transfer	Reads and writes the Servo Drive parameters from the ladder program in the CPU Unit.
	Monitoring function	Monitors the control status of the Servo Drive, such as the command coordinate positions, feedback position, current speed, and torque.
	Software limits	Limits software operation within the positioning range during position control.
	Backlash compensation	Compensates for the amount of play in the mechanical system according to a set value.
	Deviation counter reset	The position deviation in the Servo Drive's deviation counter can be reset to 0 (unit version 1.3 or later).
External I/O	Position Control Unit	One MECHATROLINK-II interface port
	Servo Drive I/O	Forward/reverse rotation limit inputs, origin proximity inputs, external interrupt inputs 1 to 3 (can be used as external origin inputs)
Self-diagnostic functions		Watchdog, flash memory check, memory corruption check
Error detection functions		Overtravel, Servo Drive alarm detection, CPU error, MECHATROLINK communications error, Unit setting error

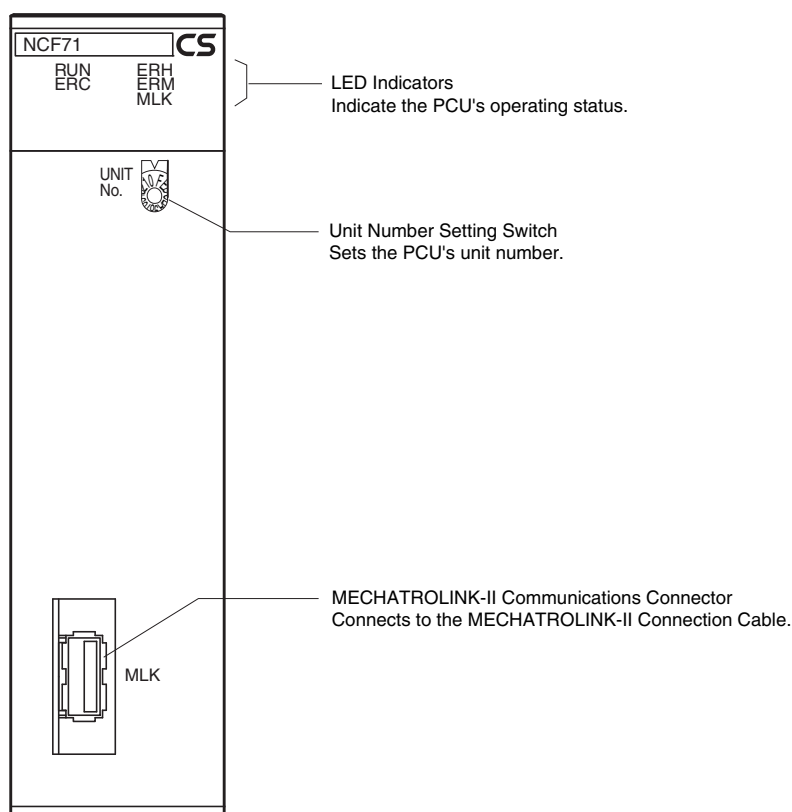
MECHATROLINK Specifications

Item	Specifications
Communications protocol	MECHATROLINK-II
Baud rate	10 Mbps
Maximum transmission distance	50 m *1
Minimum distance between stations	0.5 m
Transmission media	Shielded, twisted-pair cables
Maximum No. of stations	30 slave stations max. *2
Topology	Bus
Transfer cycle	250 μs to 8 ms
Communications method	Master-slave, totally synchronous
Encoding	Manchester encoding
Data length	17 bytes/32 bytes selectable *3

- *1. This distance is the total length of the cable connected between devices. However, the maximum length depends on the number of devices connected and whether Repeaters are used.
- *2. Up to 16 devices can be connected to the CS1W-NCF71, up to 2 devices can be connected to the CS1W-NC271, and up to 4 devices can be connected to the CS1W-NC471.
- *3. The PCU data length is fixed at 32 bytes.

External Interface

CS1W-NC□71



LED Indicators

LED	Name	Color	Status	Details
RUN	Run	Green	Lit	The PCU is operating normally.
			Not lit	Other condition
ERC	Unit Error	Red	Lit	A fatal error has occurred in the PCU and operation cannot continue.
			Flashing	A non-fatal error has occurred in the PCU and operation can continue.
			Not lit	Other condition
ERH	CPU Unit Error	Red	Lit	An error has occurred in the PLC.
			Not lit	Other condition
			Lit	An error has occurred in MECHATROLINK communications.
ERM	MECHATROLINK Device Error	Red	Flashing	An error has occurred in a connected MECHATROLINK device.
			Not lit	Other condition
			Lit	MECHATROLINK communications in progress
MLK	MECHATROLINK Communications Status	Yellow	Not lit	MECHATROLINK communications stopped

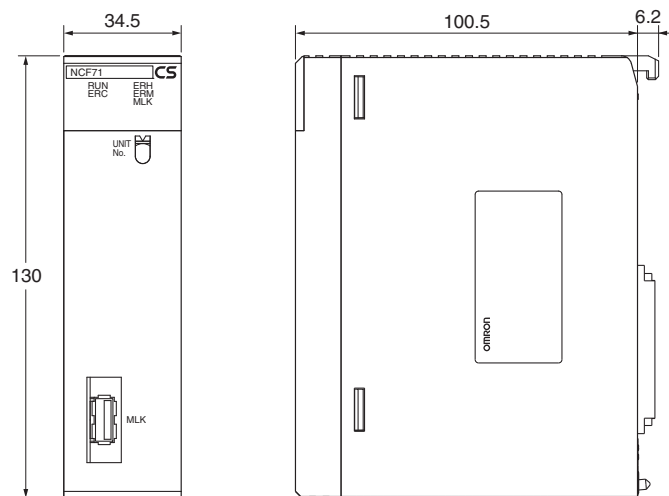
Functions Supported According to Position Control Unit Versions

Model	CS1W-NC□71					
	Unit Ver. 1.0	Unit Ver. 1.1	Unit Ver. 1.2	Unit Ver. 1.3	Unit Ver. 2.0	Unit Ver. 2.1
Linear interpolation	–	Supported.	Supported.	Supported.	Supported.	Supported.
Absolute encoder setup function	–	–	Supported.	Supported.	Supported.	Supported.
Deviation counter reset	–	–	–	Supported.	Supported.	Supported.
Establishing connections even when there are unconnected axes or axes with alarms that cannot be cleared	–	–	–	Supported.	Supported.	Supported.
Transferring servo parameters even when there is an axis error	–	–	–	Supported.	Supported.	Supported.
Creating servo locks during software limit detection when an absolute encoder is used	–	–	–	Supported.	Supported.	Supported.
Driver main circuit OFF error detection only when the servo is locked	–	–	–	Supported.	Supported.	Supported.
Using Holding Area address H512 and onwards for function block address allocations	–	–	–	Supported.	Supported.	Supported.
Addition of rejoin function	–	–	–	–	Supported.	Supported.
Eliminating connection restriction when Servo Drive alarms occur (enabling connection when alarm A.C90 occurs)	–	–	–	–	Supported.	Supported.
Addition of origin search operation modes	–	–	–	–	Supported.	Supported.
Addition of origin search preset function	–	–	–	–	Supported.	Supported.
Faster setting for transfer cycle and communications cycle when setting the absolute encoder PG zero point position offset with an origin search	–	–	–	–	–	Supported.

Dimensions

(Unit: mm)

CS1W-NC271
 CS1W-NC471
 CS1W-NCF71



Related Manuals

English Cat. No.	Japanese Cat. No.	Model	Name
W426	SBCE-323	CS1W-NC□71/ CJ1W-NC□71 (-MA)	CS1W/CJ1W-NC□71 (-MA) CS/CJ-series MECHATROLINK-II-compatible Position Control Unit User's Manual
W436	SBCE-328	CXONE-AL□□D-V□	CX-Motion-NCF Operation Manual
–	SBCE-055	CS1W-NCF71/CJ1W-NCF71	CS1W-NCF71/CJ1W-NCF71 Position Control Unit (ONNUC G-series) Technical Guide

Terms and Conditions Agreement

Read and understand this catalog.

Please read and understand this catalog before purchasing the products. Please consult your OMRON representative if you have any questions or comments.

Warranties.

(a) Exclusive Warranty. Omron's exclusive warranty is that the Products will be free from defects in materials and workmanship for a period of twelve months from the date of sale by Omron (or such other period expressed in writing by Omron). Omron disclaims all other warranties, express or implied.

(b) Limitations. OMRON MAKES NO WARRANTY OR REPRESENTATION, EXPRESS OR IMPLIED, ABOUT NON-INFRINGEMENT, MERCHANTABILITY OR FITNESS FOR A PARTICULAR PURPOSE OF THE PRODUCTS. BUYER ACKNOWLEDGES THAT IT ALONE HAS DETERMINED THAT THE PRODUCTS WILL SUITABLY MEET THE REQUIREMENTS OF THEIR INTENDED USE.

Omron further disclaims all warranties and responsibility of any type for claims or expenses based on infringement by the Products or otherwise of any intellectual property right. (c) Buyer Remedy. Omron's sole obligation hereunder shall be, at Omron's election, to (i) replace (in the form originally shipped with Buyer responsible for labor charges for removal or replacement thereof) the non-complying Product, (ii) repair the non-complying Product, or (iii) repay or credit Buyer an amount equal to the purchase price of the non-complying Product; provided that in no event shall Omron be responsible for warranty, repair, indemnity or any other claims or expenses regarding the Products unless Omron's analysis confirms that the Products were properly handled, stored, installed and maintained and not subject to contamination, abuse, misuse or inappropriate modification. Return of any Products by Buyer must be approved in writing by Omron before shipment. Omron Companies shall not be liable for the suitability or unsuitability or the results from the use of Products in combination with any electrical or electronic components, circuits, system assemblies or any other materials or substances or environments. Any advice, recommendations or information given orally or in writing, are not to be construed as an amendment or addition to the above warranty.

See <http://www.omron.com/global/> or contact your Omron representative for published information.

Limitation on Liability; Etc.

OMRON COMPANIES SHALL NOT BE LIABLE FOR SPECIAL, INDIRECT, INCIDENTAL, OR CONSEQUENTIAL DAMAGES, LOSS OF PROFITS OR PRODUCTION OR COMMERCIAL LOSS IN ANY WAY CONNECTED WITH THE PRODUCTS, WHETHER SUCH CLAIM IS BASED IN CONTRACT, WARRANTY, NEGLIGENCE OR STRICT LIABILITY.

Further, in no event shall liability of Omron Companies exceed the individual price of the Product on which liability is asserted.

Suitability of Use.

Omron Companies shall not be responsible for conformity with any standards, codes or regulations which apply to the combination of the Product in the Buyer's application or use of the Product. At Buyer's request, Omron will provide applicable third party certification documents identifying ratings and limitations of use which apply to the Product. This information by itself is not sufficient for a complete determination of the suitability of the Product in combination with the end product, machine, system, or other application or use. Buyer shall be solely responsible for determining appropriateness of the particular Product with respect to Buyer's application, product or system. Buyer shall take application responsibility in all cases.

NEVER USE THE PRODUCT FOR AN APPLICATION INVOLVING SERIOUS RISK TO LIFE OR PROPERTY OR IN LARGE QUANTITIES WITHOUT ENSURING THAT THE SYSTEM AS A WHOLE HAS BEEN DESIGNED TO ADDRESS THE RISKS, AND THAT THE OMRON PRODUCT(S) IS PROPERLY RATED AND INSTALLED FOR THE INTENDED USE WITHIN THE OVERALL EQUIPMENT OR SYSTEM.

Programmable Products.

Omron Companies shall not be responsible for the user's programming of a programmable Product, or any consequence thereof.

Performance Data.

Data presented in Omron Company websites, catalogs and other materials is provided as a guide for the user in determining suitability and does not constitute a warranty. It may represent the result of Omron's test conditions, and the user must correlate it to actual application requirements. Actual performance is subject to the Omron's Warranty and Limitations of Liability.

Change in Specifications.

Product specifications and accessories may be changed at any time based on improvements and other reasons. It is our practice to change part numbers when published ratings or features are changed, or when significant construction changes are made. However, some specifications of the Product may be changed without any notice. When in doubt, special part numbers may be assigned to fix or establish key specifications for your application. Please consult with your Omron's representative at any time to confirm actual specifications of purchased Product.

Errors and Omissions.

Information presented by Omron Companies has been checked and is believed to be accurate; however, no responsibility is assumed for clerical, typographical or proofreading errors or omissions.

2016.5

In the interest of product improvement, specifications are subject to change without notice.

OMRON Corporation
Industrial Automation Company

<http://www.ia.omron.com/>

(c)Copyright OMRON Corporation 2016 All Right Reserved.