

# PCB terminal block - MKDS 1/ 2-3,81 SMD BK - 1727230

Please be informed that the data shown in this PDF Document is generated from our Online Catalog. Please find the complete data in the user's documentation. Our General Terms of Use for Downloads are valid (<http://download.phoenixcontact.com>)

PC terminal block, Nominal current: 8 A, Nom. voltage: 160 V, Pitch: 3.81 mm, Number of positions: 2, Connection method: Screw connection, Mounting: SMD/THT/THR, Conductor/PCB connection direction: 0 °, Color: black



The figure shows a 10-position version of the product

## Why buy this product

- Standard PCB terminal block types made from high-temperature-resistant plastics
- Type of packaging: tube magazine
- Box packaging or tape-on-reel packing according to IEC 60286-3 for automated mounting available on request
- Use in SMT reflow processes



## Key commercial data

Packing unit	1
Minimum order quantity	35
Catalog page	Page 74 (CC-2011)
GTIN	 4 017918 025601
Custom tariff number	85369010
Country of origin	POLAND

## Technical data

### Dimensions / positions

Length	7.3 mm
Pitch	3.81 mm
Dimension a	3.81 mm
Number of positions	2
Screw thread	M2
Tightening torque, min	0.22 Nm
Tightening torque max	0.25 Nm

### Technical data

Range of articles	MKDS 1/..-SMD
Insulating material group	IIIa

# PCB terminal block - MKDS 1/ 2-3,81 SMD BK - 1727230

## Technical data

### Technical data

Rated surge voltage (III/3)	2.5 kV
Rated surge voltage (III/2)	2.5 kV
Rated surge voltage (II/2)	2.5 kV
Rated voltage (III/3)	160 V
Rated voltage (III/2)	160 V
Rated voltage (II/2)	250 V
Connection in acc. with standard	EN-VDE
Nominal current I <sub>N</sub>	8 A
Nominal cross section	1 mm <sup>2</sup>
Maximum load current	8 A (with 1.5 mm <sup>2</sup> conductor cross section)
Insulating material	PA-F
Inflammability class according to UL 94	V0
Stripping length	5 mm
Nominal voltage, UL/CUL Use Group B	300 V
Nominal current, UL/CUL Use Group B	10 A
Nominal voltage, UL/CUL Use Group D	300 V
Nominal current, UL/CUL Use Group D	10 A

### Connection data

Conductor cross section solid min.	0.14 mm <sup>2</sup>
Conductor cross section solid max.	1.5 mm <sup>2</sup>
Conductor cross section stranded min.	0.14 mm <sup>2</sup>
Conductor cross section stranded max.	1 mm <sup>2</sup>
Conductor cross section stranded, with ferrule without plastic sleeve min.	0.25 mm <sup>2</sup>
Conductor cross section stranded, with ferrule without plastic sleeve max.	0.5 mm <sup>2</sup>
Conductor cross section stranded, with ferrule with plastic sleeve min.	0.25 mm <sup>2</sup>
Conductor cross section stranded, with ferrule with plastic sleeve max.	0.5 mm <sup>2</sup>
Conductor cross section AWG/kcmil min.	26
Conductor cross section AWG/kcmil max	16
2 conductors with same cross section, solid min.	0.14 mm <sup>2</sup>
2 conductors with same cross section, solid max.	0.5 mm <sup>2</sup>
2 conductors with same cross section, stranded min.	0.14 mm <sup>2</sup>
2 conductors with same cross section, stranded max.	0.2 mm <sup>2</sup>
Minimum AWG according to UL/CUL	30
Maximum AWG according to UL/CUL	16

## Classifications

### ETIM

ETIM 3.0	EC001121
----------	----------

# PCB terminal block - MKDS 1/ 2-3,81 SMD BK - 1727230

## Classifications

### ETIM

ETIM 4.0	EC002643
ETIM 5.0	EC002643

### UNSPSC

UNSPSC 11	39121432
UNSPSC 12.01	39121432
UNSPSC 13.2	39121432
UNSPSC 6.01	30211801
UNSPSC 7.0901	39121432

### eCl@ss

eCl@ss 4.0	27141109
eCl@ss 4.1	27141109
eCl@ss 5.0	27141190
eCl@ss 5.1	27141190
eCl@ss 6.0	27261101
eCl@ss 7.0	27440401

## Approvals

### Approvals


#### Approvals

CSA / UL Recognized / cUL Recognized / GOST / cULus Recognized

#### Ex Approvals

#### Approvals submitted

### Approval details

		
	<b>B</b>	<b>D</b>
mm <sup>2</sup> /AWG/kcmil	28-16	28-16
Nominal current I <sub>N</sub>	10 A	10 A
Nominal voltage U <sub>N</sub>	150 V	300 V

# PCB terminal block - MKDS 1/ 2-3,81 SMD BK - 1727230

## Approvals

UL Recognized

		B	D
mm <sup>2</sup> /AWG/kcmil	30-16	30-16	
Nominal current IN	13.5 A	13.5 A	
Nominal voltage UN	300 V	150 V	

cUL Recognized

		B	D
mm <sup>2</sup> /AWG/kcmil	30-16	30-16	
Nominal current IN	13.5 A	13.5 A	
Nominal voltage UN	300 V	150 V	

GOST

cULus Recognized

## Accessories

### Accessories

### Marking

Marker cards - SK 3,81/2,8:FORTL.ZAHLEN - 0804109



Marker cards, Card, white, labeled, Horizontal: Consecutive numbers 1 - 10, 11 - 20, etc. up to 91 - (99)100, Mounting type: Adhesive, For terminal block width: 3.81 mm

### Tools

Screwdriver - SZS 0,4X2,5 VDE - 1205037

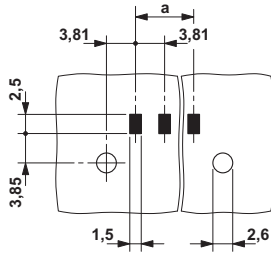


Screwdriver, bladed, VDE insulated, size: 0.4 x 2.5 x 80 mm, 2-component grip, with non-slip grip

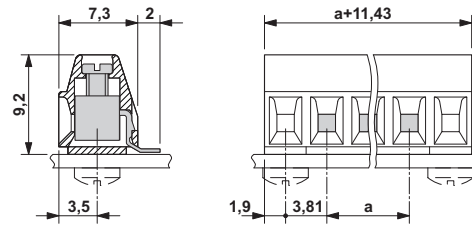
# PCB terminal block - MKDS 1/ 2-3,81 SMD BK - 1727230

## Drawings

Drilling diagram



Dimensioned drawing



© Phoenix Contact 2012 - all rights reserved  
<http://www.phoenixcontact.com>